

AirTouch™

F30i

COMFORT



Full face mask

Designed for all-around comfort

The Resmed
AirTouch™ F30i Comfort
full face mask



Live life in high Res

 Resmed

Softness at every touch. Confidence in every fit.

The AirTouch F30i Comfort is designed to surround patients in softness with a fully fabric-wrapped frame and a ComfiSoft™ cushion that fuses breathable fabric with flexible silicone. Together, they create a mask that feels gentle all around, while AdaptiSeal™ technology adapts to facial contours for a secure, confident fit.



Fabric-wrapped flexible frame

Available in three sizes, the frame adjusts easily to different facial profiles and head shapes for an accurate fit the first time, saving time in setup.

Magnetic clips*

Snap on and off for easy fit, adjustment and removal.

Top-of-the-head tube connection and quick-release elbow

Allows patients to sleep in the position they want via 360-degree elbow rotation, while also enabling them to easily connect and disconnect the device tubing.

Anti-asphyxia valves

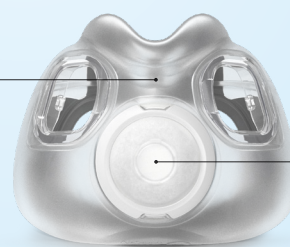

For patient safety and peace of mind. Allows patients to breathe room air in the event of a power failure.

Flexible and UltraCompact full face cushion

The flexibility and under-the-nose design reduce facial coverage, creating a lighter feel on the face. Available in three sizes and interchangeable with the AirFit™ F30i.

A Resmed-first innovation

Our ComfiSoft™ technology is the innovative silicone cushion fused with fabric designed to maximize comfort without compromising seal performance. The AdaptiSeal™ design adapts to the contours of the face to maintain a secure seal.



Cushion front



QuietAir™ venting

Measured 20 decibels, quiet and diffused venting minimizes disturbance to both patients and bed partners.¹



Cushion back

Nasal septum bridge

Designed to hold the shape of the cushion to create a comfortable and reliable seal.

Soft, breathable and moisture-wicking

Soft fabric helps to keep the nose and mouth area cooler and less sweaty for ultimate skin comfort.²

Complete mask system

62450
 62451
 62452
 62453
 62454
 62455



QuietAir vent

62469
 62470**

UltraCompact full face cushion

62489 (SW)
 62490 (M)
 62491 (L)




F30i elbow

63842

Frame with elbow

62466
 62467
 62468



F30i headgear

63372

Magnetic clips*

63475

AirTouch™ F30i Comfort

Complete mask system

(includes mask frame with elbow, full face cushion with QuietAir vent, and headgear)

Product name	Product code
AirTouch F30i Comfort mask system - SW/SML	62450
AirTouch F30i Comfort mask system - M/SML	62451
AirTouch F30i Comfort mask system - SW/STD	62452
AirTouch F30i Comfort mask system - M/STD	62453
AirTouch F30i Comfort mask system - L/STD	62454
AirTouch F30i Comfort mask system - M/LGE	62455

UltraCompact full face cushion with QuietAir vent (ComfiSoft™ Cushion with AdaptiSeal™ Technology)

Product name	Product code
AirTouch F30i cushion - SW	62489
AirTouch F30i cushion - M	62490
AirTouch F30i cushion - L	62491

Frame with elbow

(includes fabric-wrapped frame with elbow)

Product name	Product code
AirTouch F30i Comfort frame - SML	62466
AirTouch F30i Comfort frame - STD	62467
AirTouch F30i Comfort frame - LGE	62468

Accessories

Product name	Product code
AirTouch F30i QuietAir vent	62469
AirTouch F30i Multi-hole vent	62470**
F30i headgear	63372
Magnetic clips (x2)	63475
F30i elbow	63842

Cushion sizes: Small-wide (SW), Medium (M), Large (L)
Frame sizes: Small (SML), Standard (STD), Large (LGE)

How to fit the AirTouch F30i Comfort



With one hand holding the bottom of the cushion and the other on the frame, position the mask in front of your face.



Place the cushion under your nose and ensure it sits against your face. With the Resmed logo on the headgear facing up, pull the headgear and frame over your head.



Bring the lower headgear bands under your ears and attach the magnetic clips* to the frame connectors.



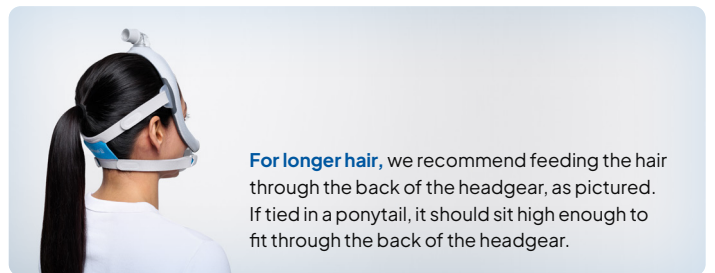
Undo the fastening tabs on the upper headgear bands and pull evenly.



Repeat step four with the lower headgear bands.



Connect the air tubing from the device to the mask elbow.




For longer hair, we recommend feeding the hair through the back of the headgear, as pictured. If tied in a ponytail, it should sit high enough to fit through the back of the headgear.

Crafted for softness and comfort to elevate the sleep experience

The AirTouch F30i Comfort is designed to surround patients in soft, breathable comfort from the first fit to the last moment before bed. Its adaptive seal stays secure as patients move, while the top-of-head tube connection gives them the freedom to sleep in their preferred position. The quiet venting design supports a more restful environment for patients and their bed partners, and the mask is so easy to wear that it can easily become a natural part of a bedtime routine — helping patients feel at ease and confident staying on therapy.



Scan the QR code or contact your Resmed sales representative to get going.



* The mask contains magnets that may interfere with certain implants or medical devices. Please refer to the User Guide for complete labeling information, including magnet contraindications and warnings.

** Multi-hole vent is available separately and is also used in Sleep Lab Mask (SLM).

¹ Resmed internal testing for the moisture-wicking properties of fabric, ID: A5498268.

² Resmed internal testing for the sound power of AirTouch F30i mask with QuietAir vent, ID: A5637990

ALWAYS READ THE LABEL AND FOLLOW THE INSTRUCTIONS FOR USE. You should speak to your doctor about your symptoms and whether a CPAP device is suitable for you.